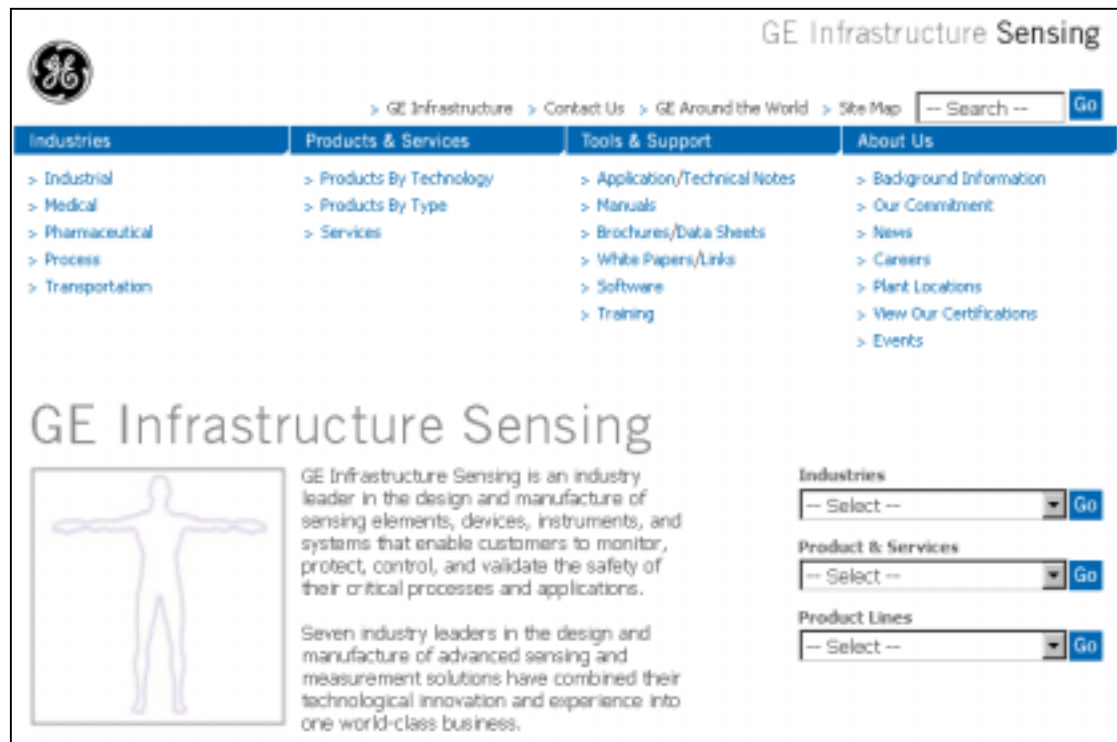


How to Get Access to The Technical Knowledge Portal on GESensing.com




The screenshot shows the top navigation area of the GE Infrastructure Sensing website. It includes the GE logo, a breadcrumb trail, a search bar, and a main navigation menu with four columns: Industries, Products & Services, Tools & Support, and About Us. Below the menu is a large heading 'GE Infrastructure Sensing' followed by a Vitruvian Man illustration and descriptive text. On the right side, there are three dropdown menus for 'Industries', 'Product & Services', and 'Product Lines', each with a 'Go' button.

GE Infrastructure Sensing

> GE Infrastructure > Contact Us > GE Around the World > Site Map

Industries	Products & Services	Tools & Support	About Us
> Industrial	> Products By Technology	> Application/Technical Notes	> Background Information
> Medical	> Products By Type	> Manuals	> Our Commitment
> Pharmaceutical	> Services	> Brochures/Data Sheets	> News
> Process		> White Papers/Links	> Careers
> Transportation		> Software	> Plant Locations
		> Training	> View Our Certifications
			> Events

GE Infrastructure Sensing



GE Infrastructure Sensing is an industry leader in the design and manufacture of sensing elements, devices, instruments, and systems that enable customers to monitor, protect, control, and validate the safety of their critical processes and applications.

Seven industry leaders in the design and manufacture of advanced sensing and measurement solutions have combined their technological innovation and experience into one world-class business.

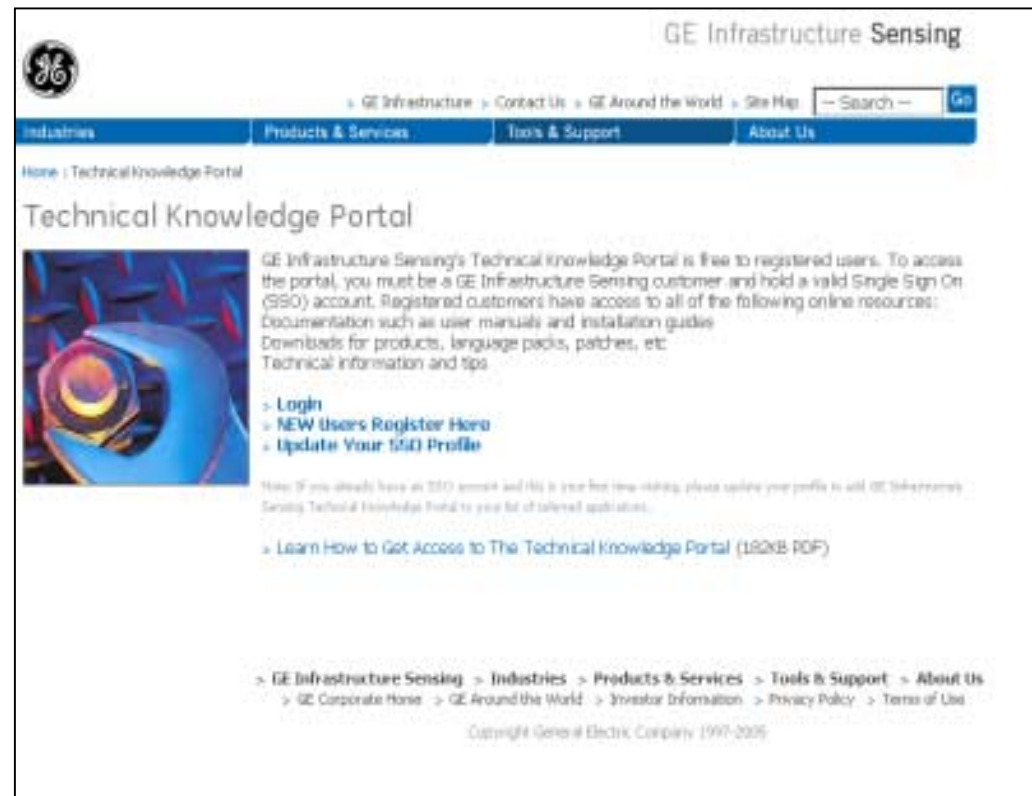
Industries

Product & Services

Product Lines

To login to The Technical Knowledge Portal, you must first register for a valid Single Sign On (SSO) account.

1



The screenshot shows the GE Infrastructure Sensing Technical Knowledge Portal homepage. At the top right, it says "GE Infrastructure Sensing". Below that is a navigation menu with links for "Industries", "Products & Services", "Tools & Support", and "About Us". A search bar is also present. The main heading is "Technical Knowledge Portal". Below the heading is a large blue number "1" and a paragraph explaining that the portal is free to registered users and requires a valid SSO account. It lists available resources like documentation, downloads, and technical information. There are three main links: "Login", "NEW Users Register Here", and "Update Your SSO Profile". A note mentions that users with existing SSO accounts should update their profiles. At the bottom, there is a link to "Learn How to Get Access to The Technical Knowledge Portal (182KB PDF)". The footer contains a navigation menu and copyright information for GE.


GE Infrastructure Sensing

GE Infrastructure > Contact Us > GE Around the World > Site Map

Industries | Products & Services | Tools & Support | About Us

Home | Technical Knowledge Portal

Technical Knowledge Portal



GE Infrastructure Sensing's Technical knowledge Portal is free to registered users. To access the portal, you must be a GE Infrastructure Sensing customer and hold a valid Single Sign On (SSO) account. Registered customers have access to all of the following online resources:

- Documentation such as user manuals and installation guides
- Downloads for products, language packs, patches, etc.
- Technical information and tips

- > [Login](#)
- > [NEW Users Register Here](#)
- > [Update Your SSO Profile](#)

Note: If you already have an SSO account and file to use for new wiring, please update your profile to add GE Infrastructure Sensing Technical Knowledge Portal to your list of selected applications.

- > [Learn How to Get Access to The Technical Knowledge Portal \(182KB PDF\)](#)

> [GE Infrastructure Sensing](#) > [Industries](#) > [Products & Services](#) > [Tools & Support](#) > [About Us](#)
> [GE Corporate Home](#) > [GE Around the World](#) > [Investor Information](#) > [Privacy Policy](#) > [Terms of Use](#)

Copyright General Electric Company 1997-2005

To register to receive a Single Sign On ID (SSO), please provide the information requested below and click submit.

2



The screenshot shows the GE Infrastructure Sensing SSO registration page. At the top left is the GE logo. To its right is the text "GE Infrastructure Sensing". Below the logo is the "Single Sign On" logo. In the top right corner, there are links: "SSO Central Page (Home)", "GE SINGLE SIGN ON LINKS →", "MODIFY ACCOUNT", "PASSWORD RESET", "SSO REGISTRATION", and "SSO FAQs". A blue banner below the links contains the text "Please provide the following information :". Underneath, it says "Fields marked with ▶ are required." and lists four input fields: "First Name : ▶", "Middle Initial :", "Last Name : ▶", and "Email Address : ▶". An example email address "Example: user@domain.com" is provided. A second blue banner contains the text "Please choose a User ID and Password :". Below this are three input fields: "User ID : ▶", "Password : ▶", and "Please confirm Password : ▶". To the right of the "User ID" field is the instruction "Your User ID must be a minimum 3 characters." To the right of the "Password" field is the instruction "Your password is case sensitive, must be at least 8 characters long, must start and end with a letter, and must contain at least one number. No special characters except @, -, ., and space." A "Submit" button is located at the bottom center of the form.

Complete the form below to create a personal profile to request access to The Technical Knowledge Portal.

3

GE Infrastructure Sensing

Enter Personal Profile

Field Marked with * are required.

Full Name: mark smith
Email Address: mark.smith@ge.com
Login ID: smcse13

Company Name:

Street Address:

City:

Country:

Country(ies) of User's Citizenship*:

*To select multiple values, hold the Ctrl key down while selecting.

State/Province: (required field for US only)

Postal Code: (required field for US only)

Job Title:

Phone: Extension:

Fax:

The following information is needed to comply with applicable laws. Review the list of nations below and answer the three questions.

Cuba	Do you reside in any of the listed nations?	<input type="radio"/> Y <input type="radio"/> N
Islamic Republic of Iran	Does 100% or more of your employment activity take place in any of the listed nations?	<input type="radio"/> Y <input type="radio"/> N
Libyan Arab Jamahiriya	Is your company incorporated in any of the listed nations?	<input type="radio"/> Y <input type="radio"/> N
Sudan		

Submit

After your personal details have been validated, you will receive authorization to access The Technical Knowledge Portal via email.

4



The screenshot shows the GE Infrastructure Sensing website. At the top right, it says "GE Infrastructure Sensing". Below that is a navigation menu with "Industries", "Products & Services", "Tools & Support", and "About Us". A search bar is also present. The main content area has a heading "Technical Knowledge Portal" and a message: "Thank you for registering for access to the GE Infrastructure Sensing Technical Knowledge Portal. Your account will now be validated and you should receive notification of the status of your access request within 2 business days." There is a small image of a blue and red sensor. At the bottom, there is a footer with navigation links and the copyright notice "Copyright General Electric Company 1997-2008".